

















ContiTread™


Product Guide



ContiTread		Developed for following dimensions				
All axles						
Conti CityPlus HA3		11R22.5	275/70R22.5	295/80R22.5	315/80R22.5	
Conti Urban HA3		11R22.5	275/70R22.5	295/80R22.5		
Drive						
Conti UrbanScandinavia HD3		275/70R22.5	295/80R22.5			
Conti HD Hybrid		295/60R22.5	315/60R22.5*	315/70R22.5	315/80R22.5	
Conti Hybrid HD3		265/70R19.5	285/70R19.5			
Conti Hybrid LD3		205/75R17.5	215/75R17.5	225/75R17.5	235/75R17.5	245/70R17.5
Conti CrossTrac HD3		13 R 22.5	315/80 R 22.5			
HDL 2 ECO-PLUS		295/60R22.5	295/80R22.5	315/60R22.5	315/70R22.5	315/80R22.5
HDR 2		295/80R22.5	315/70R22.5	315/80R22.5		
HDW 2 Scandinavia		275/70R22.5	295/80R22.5	315/70R22.5	315/80R22.5	
HDC 1		12R22.5	13R22.5	295/80R22.5	315/80R22.5	

* in preparation

ContiTread		Developed for following dimensions				
Trailer						
Conti Hybrid HT3		435/50R19.5	445/50R19.5			
Conti CrossTrac HT3		385/65R22.5				
HTL 1 ECO-PLUS		385/55R22.5	385/65R22.5	445/45R19.5		
HTR 2 S		385/65R22.5	425/65R22.5			
HTR 2 S (17,5")		235/75R17.5	245/70R17.5			
HTR 2 S (M)		385/55R19.5	385/55R22.5	385/65R22.5		
HTW 2 Scandinavia S		385/55R22.5	385/65R22.5			
HTC		385/55R22.5	385/65R22.5			



Product Overview

All axles

Conti CityPlus HA3



Conti Urban HA3



Due to legal restrictions in some countries a retreaded tire must not be used on front axle position.

Our treads can vary (2.0 mm Width; +/- 1 % Length; 0.5 mm Depth; +/- 2 % Weight)

Conti CityPlus HA3 Tread Information

Product Code	Width (mm)	Length (m)	Weight (kg/Tread)	Weight (kg/m)
18307230000	220	3.175	12.9	4.1
18307120000	220	3.288	13.4	4.1
18307130000	230	2.948	12.5	4.2
18307240000	230	3.175	13.5	4.3
18307140000	230	3.288	14.0	4.3
18307150000	240	2.948	13.4	4.6
18307160000	240	3.175	14.2	4.5
18307170000	240	3.288	14.6	4.4
18307180000	250	2.941	13.8	4.7
18307190000	250	3.167	14.4	4.6
18307200000	250	3.280	15.3	4.7
18307210000	260	3.167	15.3	4.8
18307220000	260	3.280	16.0	4.9

 Depth (mm): 14.5

Conti CityPlus HA3 Performance Overview

Tread	Motorway	Regional	Winter	Urban	On/Off	Off
Conti CityPlus HA3	•	•••	••	••		

••• perfect •• good • acceptable empty = not recommended

Can be used on the following axles:

All axles | Drive | Trailer

M+S |  3PMSF

Tire Dimension

11R22.5

275/70R22.5

295/80R22.5

315/80R22.5

People

Conti Urban HA3 Tread Information

Product Code	Width (mm)	Length (m)	Weight (kg/Tread)	Weight (kg/m)
18211010000	220	2.930	14.3	4.9
18211020000	220	3.190	15.6	4.9
18211040000	230	2.930	15.2	5.2
18211050000	230	3.190	16.4	5.1
18211060000	240	2.930	15.6	5.3
18211070000	240	3.190	17.3	5.4
18211080000	250	2.930	16.4	5.6
18211090000	250	3.190	18.0	5.6
18211100000	260	3.190	18.7	5.9

 Depth (mm): 19.0

Conti Urban HA3 Performance Overview

Tread	 Motorway	 Regional	 Winter	 Urban	 On/Off	 Off
Conti Urban HA3			

... perfect .. good • acceptable empty = not recommended

Can be used on the following axles:

All axles | Drive | Trailer

M+S



3PMSF


Tire Dimension

11R22.5

275/70R22.5

295/80R22.5

People



Product Overview

Drive

Conti UrbanScandinavia HD3



HDW 2 Scandinavia



Conti HD Hybrid



HDC 1



Conti Hybrid HD3



Conti Hybrid LD3



Conti CrossTrac HD3



HDL 2 ECO-PLUS



HDR 2




Our treads can vary (2.0 mm Width; +/- 1 % Length; 0.5 mm Depth; +/- 2 % Weight)

Conti UrbanScandinavia HD3

Tread Information

Product Code	Width (mm)	Length (m)	Weight (kg/Tread)	Weight (kg/m)
18215840000	240	2.930	14.4	4.9
18334850000	240	3.190	15.4	4.8
18215850000	250	2.930	15.0	5.1
18334880000	250	3.190	16.1	5.0

 Depth (mm): 19.0

Conti UrbanScandinavia HD3

Performance Overview

M+S |  3PMSF

Tire Dimension

275/70R22.5

295/80R22.5

Goods

Tread	Motorway	Regional	Winter	Urban	On/Off	Off
Conti UrbanScandinavia HD3	•	••	•••	•••		

••• perfect •• good • acceptable empty = not recommended

Can be used on the following axles:

All axles | **Drive** | Trailer

Conti HD Hybrid Tread Information

Product Code	Width (mm)	Length (m)	Weight (kg/Tread)	Weight (kg/m)
18217290000	250	3.270	18.3	5.6
18217300000*	260	2.810	14.0	5.0
18217310000	260	3.090	17.9	5.8
18217320000	260	3.270	18.8	5.7
18217330000	270	3.090	18.5	6.0
18217520000	270	3.270	19.4	5.9
18217340000	280	3.090	19.3	6.2



Depth (mm): 21.0 | *Depth (mm): 17.5

Conti HD Hybrid Performance Overview

Tread	Motorway	Regional	Winter	Urban	On/Off	Off
Conti HD Hybrid	•	•••	••	••		

••• perfect •• good • acceptable empty = not recommended

Can be used on the following axles:

All axles | **Drive** | Trailer

M+S



3PMSF

Tire Dimension

** 295/60R22.5

315/70R22.5

315/80R22.5

Goods

Conti Hybrid HD3 Tread Information

Product Code	Width (mm)	Length (m)	Weight (kg/Tread)	Weight (kg/m)
18215920000	220	2.610	10.0	3.8
18215930000*	230	2.610	10.6	4.1
18215940000*	230	2.700	11.0	4.1



Depth (mm): 16.0 | * Q1 / 2020 Available

Conti Hybrid HD3 Performance Overview

Tread	Motorway	Regional	Winter	Urban	On/Off	Off
Conti Hybrid HD3		

... perfect .. good • acceptable empty = not recommended

Can be used on the following axles:

All axles | **Drive** | Trailer

M+S



3PMSF

Tire Dimension


265/70R19.5

285/70R19.5

Goods

Conti Hybrid LD3 Tread Information

Product Code	Width (mm)	Length (m)	Weight (kg/Tread)	Weight (kg/m)
18217000000	190*	10.000	35.3	3.5
18217010000	200	10.000	38.2	3.8
18217020000	210	10.000	40.1	4.0

 Depth (mm): 16.0 & * 15.5

Conti Hybrid LD3 Performance Overview

Tread	Motorway	Regional	Winter	Urban	On/Off	Off
Conti Hybrid LD3		

... perfect .. good • acceptable empty = not recommended

Can be used on the following axles:

All axles | **Drive** | Trailer

M+S |  3PMSF

Tire Dimension

205/75R17.5

215/75R17.5

225/75R17.5

235/75R17.5

245/70R17.5

Goods

Conti CrossTrac HD3

Tread Information

Product Code	Width (mm)	Length (m)	Weight (kg/Tread)	Weight (kg/m)
18217610000	240	3.260	18.9	5.8
18217620000	250	3.260	20.0	6.1
18217630000	260	3.260	20.3	6.2
18217640000	270	3.260	21.6	6.6
18217650000*	240	3.420	19.8	5.8
18217660000	250	3.420	20.9	6.1
18217670000	260	3.420	21.4	6.3



Depth (mm): 21.5 | * Q1 / 2020 Available

Conti CrossTrac HD3

Performance Overview

Tread	Motorway	Regional	Winter	Urban	On/Off	Off
Conti CrossTrac HD3

... perfect .. good . acceptable empty = not recommended

Can be used on the following axles:

All axles | **Drive** | Trailer

M+S



3PMSF

Tire Dimension

13R22.5

315/80R22.5

Construction

Goods

HDL 2 ECO-PLUS

Tread Information

Product Code	Width (mm)	Length (m)	Weight (kg/Tread)	Weight (kg/m)
18142800000	240	3.210	15.3	4.8
18142840000	250	2.787	13.8	4.9
18142810000	250	3.176	15.7	4.9
18142860000	250	3.306	16.3	4.9
18142850000	260	2.787	14.4	5.2
18142900000	260	3.047	15.8	5.2
18142820000	260	3.176	16.3	5.1
18142870000	260	3.306	17.3	5.2
18142920000	270	2.917	15.7	5.4
18142910000	270	3.047	16.6	5.5
18142880000	270	3.306	18.2	5.5
18142930000	280	2.921	16.8	5.8
18307250000	280	3.092	17.7	5.7

 Depth (mm): 16.7

HDL 2 ECO-PLUS

Performance Overview

Tread	Motorway	Regional	Winter	Urban	On/Off	Off
HDL 2 ECO-PLUS		

... perfect .. good . acceptable empty = not recommended

Can be used on the following axles:

All axles | **Drive** | Trailer

M+S |  3PMSF

Tire Dimension


295/60R22.5
 295/80R22.5
 315/60R22.5
 315/70R22.5
 315/80R22.5

Goods

HDR 2







Tread Information

Product Code	Width (mm)	Length (m)	Weight (kg/Tread)	Weight (kg/m)
18214910000	245	3.180	18.1	5.7
18214920000	255	3.050	17.7	5.8
18214930000	255	3.190	18.5	5.8
18214940000	255	3.250	19.1	5.9
18214950000	265	3.060	18.8	6.1
18214960000	265	3.260	19.9	6.1
18217280000	275	3.090	18.8	6.1
18218090000	275	3.230	19.9	6.2

 Depth (mm): 21.0

HDR 2

Performance Overview

Tread	 Motorway	 Regional	 Winter	 Urban	 On/Off	 Off
HDR 2	

... perfect .. good . acceptable empty = not recommended

Can be used on the following axles:

All axles | **Drive** | Trailer

M+S



3PMSF

Tire Dimension

295/80R22.5

315/70R22.5


315/80R22.5

Goods

HDW 2 Scandinavia

Tread Information


Product Code	Width (mm)	Length (m)	Weight (kg/Tread)	Weight (kg/m)
18210890000	230	2.930	16.0	5.5
18307090000	240	2.960	16.4	5.5
18316610000	240	3.210	18.0	5.6
18306150000	250	2.766	16.3	5.9
18307100000	250	2.959	17.3	5.9
18316620000	250	3.216	18.9	5.9
18316630000	250	3.280	19.2	5.9
18306160000	260	2.764	16.6	6.0
18315050000	260	3.078	18.7	6.1
18320750000	260	3.203	19.2	6.0
18315060000	260	3.266	19.8	6.1
18306170000	270	2.930	18.5	6.3
18316640000	270	3.087	19.8	6.4
18316650000	270	3.280	21.3	6.5


 Depth (mm): 21.5

HDW 2 Scandinavia

Performance Overview

Tread	Motorway	Regional	Winter	Urban	On/Off	Off
HDW 2 Scandinavia		


... perfect .. good • acceptable empty = not recommended

Can be used on the following axles:

All axles | **Drive** | Trailer

M+S |  3PMSF

Tire Dimension


275/70R22.5
295/80R22.5
315/70R22.5
315/80R22.5

Goods

HDC 1

Tread Information

Product Code	Width (mm)	Length (m)	Weight (kg/Tread)	Weight (kg/m)
18206350000	240	3.180	18.4	5.8
18307070000	240	3.255	19.5	6.0
18206360000	250	3.420	21.0	6.1
18206370000	250	3.260	19.8	6.1
18206380000	260	3.260	20.7	6.4
18214440000	270	3.280	21.4	6.5

 Depth (mm): 23.0

HDC 1

Performance Overview

Tread	Motorway	Regional	Winter	Urban	On/Off	Off
HDC 1		•	•	•	•••	••

••• perfect •• good • acceptable empty = not recommended

Can be used on the following axles:

All axles | **Drive** | Trailer

M+S



3PMSF

Tire Dimension

12R22.5

13R22.5

295/80R22.5

315/80R22.5

Construction

Goods



Product Overview Trailer

Conti Hybrid HT3

Conti CrossTrac HT3



HTL 1 ECO-PLUS

HTR 2 S

HTR 2 S (17.5")

HTR 2 S (M)

HTW 2 Scandinavia S




HTC

Our treads can vary (2.0 mm Width; +/- 1 % Length; 0.5 mm Depth; +/- 2 % Weight)

Conti Hybrid HT3 Tread Information

Product Code	Width (mm)	Length (m)	Weight (kg/Tread)	Weight (kg/m)
18217590000	370/400	2.740	17,1	6,2
18217600000	370/400	2.870	17,7	6,2

 Depth (mm): 13.0

Conti Hybrid HT3 Performance Overview

Tread	Motorway	Regional	Winter	Urban	On/Off	Off
Conti Hybrid HT3	

... perfect .. good . acceptable empty = not recommended

Can be used on the following axles:

All axles | Drive | **Trailer**

M+S

Tire Dimension

445/50R19.5

435/50R19.5

Goods

Conti CrossTrac HT3

Tread Information

Product Code	Width (mm)	Length (m)	Weight (kg/Tread)	Weight (kg/m)
18218220000	290	3.230	18.3	5.7
18218230000	310	3.230	19.8	6.1
18218240000	320	3.230	20.4	6.3



Depth (mm): 17.2 | Q3 Available

Conti CrossTrac HT3

Performance Overview

Tread	Motorway	Regional	Winter	Urban	On/Off	Off
Conti CrossTrac HT3

... perfect .. good . acceptable empty = not recommended

Can be used on the following axles:

All axles | Drive | **Trailer**

M+S



3PMSF

Tire Dimension

385/65R22.5


Construction

Goods

HTL 1 ECO-PLUS

Tread Information

Product Code	Width (mm)	Length (m)	Weight (kg/Tread)	Weight (kg/m)
18315600000	320/360	3.012	17.7	5.9
18207630000	320/360	3.268	19.4	5.9
18315610000	340/380	3.012	19.0	6.3

 Depth (mm): 14.0

HTL 1 ECO-PLUS

Performance Overview

Tread	Motorway	Regional	Winter	Urban	On/Off	Off
HTL 1 ECO-PLUS		

... perfect .. good . acceptable empty = not recommended

Tire Dimension
385/55R22.5
385/65R22.5

Goods

Can be used on the following axles:

All axles | Drive | **Trailer**

HTR 2 S

Tread Information

Product Code	Width (mm)	Length (m)	Weight (kg/Tread)	Weight (kg/m)
18206610000	285/325	3.230	17.7	5.5
18206600000	295/335	3.230	18.6	5.8
18208500000	295/335	3.310	18.7	5.7
18206590000*	320/360	3.250	21.5	6.6
18206580000*	320/360	3.430	22.5	6.6



Depth (mm): 16.0 | *17.0 | S = Softwings

HTR 2 S

Performance Overview

Tread	Motorway	Regional	Winter	Urban	On/Off	Off
HTR 2 S(19.5)	

... perfect .. good . acceptable empty = not recommended

Can be used on the following axles:

All axles | Drive | **Trailer**

M+S

Tire Dimension

385/65R22.5

425/65R22.5

Goods

HTR 2 S (17.5")

Tread Information

Product Code	Width (mm)	Length (m)	Weight (kg/Tread)	Weight (kg/m)
18212000000	200/240	2.440	7.2	3.0



Depth (mm): 12.5 | S = Softwings

HTR 2 S (17.5")

Performance Overview

Tread	Motorway	Regional	Winter	Urban	On/Off	Off
HTR 2 S (17.5")	

... perfect .. good . acceptable empty = not recommended

Can be used on the following axles:

All axles | Drive | **Trailer**

M+S

Tire Dimension

235/75R17.5

245/70R17.5

Goods

HTR 2 S (M)

Tread Information

Product Code	Width (mm)	Length (m)	Weight (kg/Tread)	Weight (kg/m)
18208510000	290/330	3.249	18.3	5.6
18208520000	305/345	3.249	19.5	6.0
18209110000	320/360	2.821	17.6	6.2
18208530000	320/360	2.992	18.8	6.3
18208540000	320/360	3.249	20.4	6.3
18306530000	340/380	2.859	19.1	6.7
18208550000	340/380	3.033	20.2	6.7



Depth (mm): 14.5 | S = Softwings | M = medium tread depth

HTR 2 S (M)

Performance Overview

Tread	Motorway	Regional	Winter	Urban	On/Off	Off
HTR 2 S (M)	

... perfect .. good . acceptable empty = not recommended

Can be used on the following axles:

All axles | Drive | **Trailer**

M+S

Tire Dimension

385/55R19.5

385/55R22.5

385/65R22.5

Goods

HTW 2 Scandinavia S

Tread Information

Product Code	Width (mm)	Length (m)	Weight (kg/Tread)	Weight (kg/m)
18207740000	290/330	3.213	16.9	5.3
18207750000	305/345	3.213	18.1	5.6
18207760000	320/360	3.040	18.3	6.0
18207770000	320/360	3.213	19.3	6.0
18207780000	340/380	3.040	19.7	6.5



Depth (mm): 16.2 | S = Softwings

HTW 2 Scandinavia S

Performance Overview

Tread	Motorway	Regional	Winter	Urban	On/Off	Off
HTW 2 Scandinavia S	•	••	•••	••		

••• perfect •• good • acceptable empty = not recommended

Can be used on the following axles:

All axles | Drive | **Trailer**

M+S



3PMSF

Tire Dimension

385/55R22.5


385/65R22.5

Goods

HTC

Tread Information

Product Code	Width (mm)	Length (m)	Weight (kg/Tread)	Weight (kg/m)
18207980000	290	3.230	18.6	5.8
18207990000	305	3.230	19.5	6.0
18208010000	320	3.022	19.3	6.4
18208000000	320	3.230	20.6	6.4

 Depth (mm): 17.0

HTC

Performance Overview

Tread	Motorway	Regional	Winter	Urban	On/Off	Off
HTC		•	•	•	•••	••

••• perfect •• good • acceptable empty = not recommended

Can be used on the following axles:

All axles | Drive | **Trailer**

M+S



3PMSF

Tire Dimension

385/55R22.5

385/65R22.5

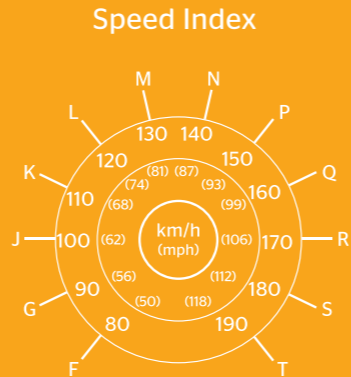
Construction

Goods

Product Overview

ContiTread pre-cured treads

ContiTread, Continental's premium solution for cold retreading. The ContiTread range is available for a wide range of applications using original Continental tread patterns. The combination of high performance compounds and profiles guarantee high quality tires with premium features such as optimum mileage. The results offered by ContiTread are best achieved using Continental casings, but other manufacturers' tire casings can also be used. ContiTread prolongs the life of a tire and reduces total tire costs, making it the right choice for regional, national and international fleets.



Information

Disclaimer

The content of this publication is provided for information only and without responsibility. This publication does not contain any warranties or quality commitments, whether tacit or explicit, on the part of Continental Reifen Deutschland GmbH ("Continental"). Nor does it contain any guarantees as regards the topicality, correctness, integrity and quality of the information provided herein. The information in this publication and the products and services described herein are subject to change or updating at any time without prior notice on the part of Continental. Continental does not assume any liability in conjunction herewith. To the extent permitted by law, no liability is assumed for any direct, indirect, incidental, consequential or punitive damages arising out of the use of this publication. All text, images, graphics and other materials in this publication, as well as their coordination and arrangement, are subject to copyright and other intellectual property rights held by Continental and/or its affiliates and may not be modified, copied or used in any other way for commercial purposes or distribution.

Copyright © 2019 Continental Reifen Deutschland GmbH.
All rights reserved.



Continental Reifen Deutschland GmbH

Büttnerstraße 25

30165 Hannover

Germany

www.continental-truck-tires.com

www.continental-corporation.com